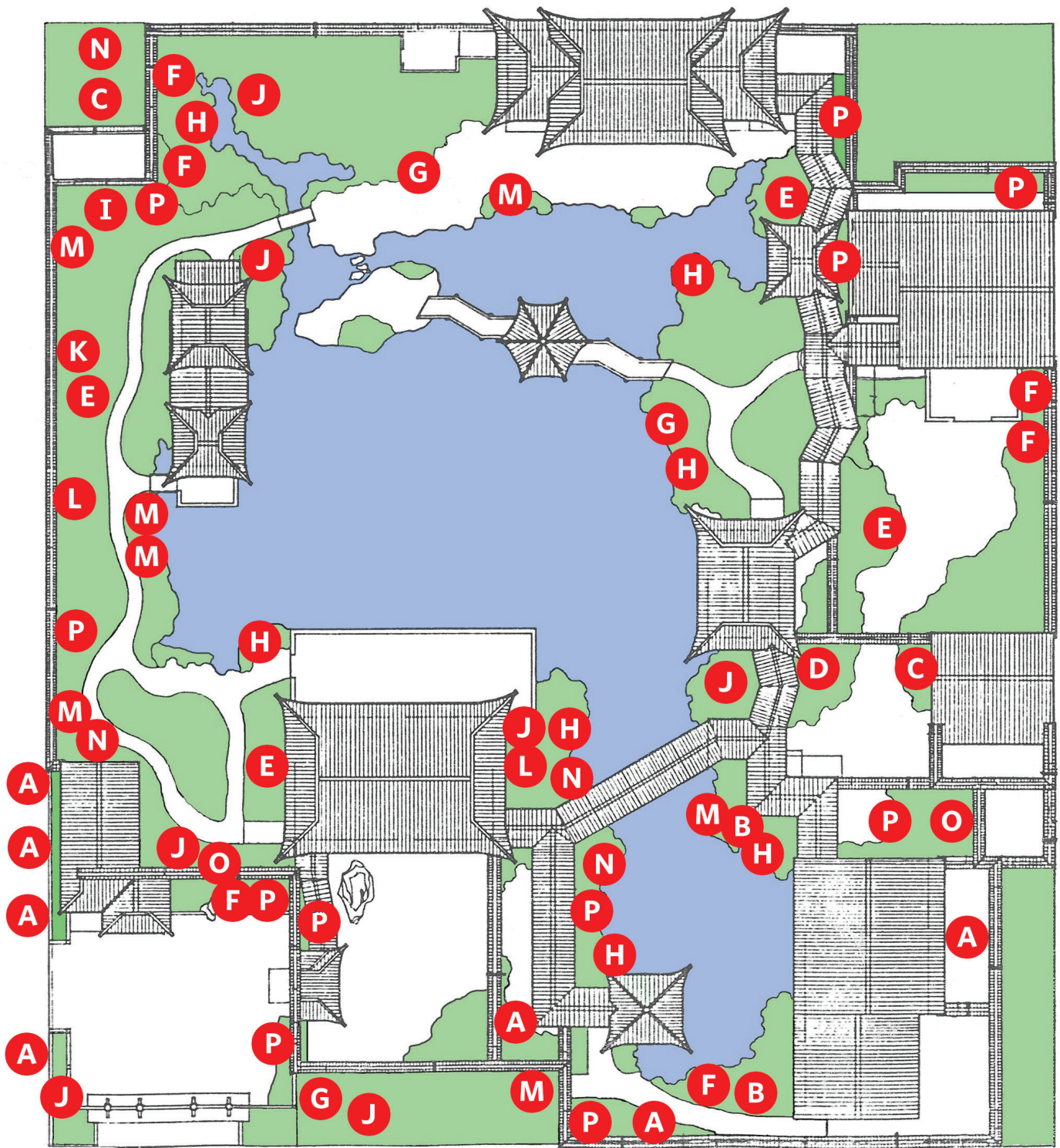


PLANT GUIDE

Winter

China is home to more than 30,000 plant species – one-eighth of the world’s total. At Lan Su, visitors can enjoy hundreds of these plants, many of which have a rich symbolic and cultural history in China. This guide is a selected look at some of Lan Su’s current favorites.





- | | | | |
|----------------------|------------------|-----------------------|-------------------------|
| A Heavenly Bamboo | E Rohdea | I Loquat | M Chinese Fringe Flower |
| B Berberis (Mahonia) | F Chinese Plum | J Sweet Box | N Chinese Paper Bush |
| C Wintersweet | G Shore Pine | K Phoebe | O Lacebark Pine |
| D Lushan Honeysuckle | H Winter Jasmine | L Japanese White Pine | P Bamboo |

A master species list is available at the entrance. It is also available online at
WWW.LANSUGARDEN.ORG/PLANTS

PLANT GUIDE

Winter



HEAVENLY BAMBOO **A**

(*Nandina domestica*)

Native to China, this bamboo-like plant has white flowers in summer that turn into bright red, berry clusters in the winter. It is also used indoors in flower arrangements and as an altar decoration.



ROHDEA **E**

(*Rohdea japonica*)

A member of the Lily family, this evergreen plant has thick strappy leaves and spikes of bright red berries in winter. In China, they are traditionally given as a gift to mark a happy occasion and to bring good fortune.



BERBERIS **B**

(*Berberis lomarifolia*, *B. fortunei*)

Formerly *Mahonia*, a relative of Oregon grape (*B. aquifolium*), this plant has long been used in Chinese gardens. It has spiny evergreen leaves and upright, clusters of bright yellow flowers in winter. Flowers produce blue berries and new red growth appears in spring. Notice the ornamental bark too!



CHINESE PLUM **F**

(*Prunus mume*, *P. mume* 'Kobai', *P. mume* 'Alba')

One of the most culturally significant plants in China, *P. mume* is one of the "Three Friends of Winter" (along with pine and bamboo) given its ability to flower in the coldest months. The flower's five petals also represent the five blessings of longevity, health, wealth, love of virtue and a good end to life.



WINTERSWEET **C**

(*Chimonanthus praecox*)

In China, *C. praecox* is the floral symbol of the twelfth lunar month. Its waxy yellow flowers appear during the coldest months of the year and provide a deliciously sweet fragrance.



SHORE PINE **G**

(*Pinus contorta* ssp. *contorta*)

Although this species is not native to China, pines are an important design element of a Chinese garden and a traditional symbol of strength. Each of the garden's shore pines has a different growth habit typical of the species and years of pruning.



LUSHAN HONEYSUCKLE **D**

(*Lonicera modesta* var. *lushanensis*)

This deciduous to semi-evergreen shrub produces tubular white flowers that run the length of vigorous, vine-like branches during winter. Its sweet and fresh fragrance can be detected even on cold, rainy days.



WINTER JASMINE **H**

(*Jasminum nudiflorum*)

Look for this plant along the water's edge where its yellow flowers cascade down over the rocks. Blooming during the coldest time of year, this hardy jasmine is also a valuable food source for the hummingbirds that visit the garden year round.

PLANT GUIDE

Winter



LOQUAT

(*Eriobotrya japonica*)

This rose-family tree is native to south-central China. It has large, serrated deep green leaves and flowers late in the fall. In mild winters, it may produce a small yellow edible fruit.



CHINESE FRINGE FLOWER

(*Loropetalum chinense*, various cultivars)


Native to China, this evergreen shrub is a witch hazel family member. Strappy, bright pink flowers arrive in a flurry in April and continue sporadically through summer and fall.



SWEET BOX

(*Sarcococca confusa*, *S. ruscifolia*, *S. hookeriana* var. *humilis*)


Native to western China, this evergreen shrub has a small, inconspicuous white flower with a strong, sweet fragrance. It blooms in winter followed by red berries in the summer turning blue-black in the winter. Tolerant of semi-dry conditions, prefers shade.



CHINESE PAPER BUSH

(*Edgeworthia chrysantha*)

Native to China, this deciduous shrub is a relative of sweet Daphne. In winter, frosty silver buds open to clusters of intoxicatingly fragrant, yellow or orange flowers. The Chinese made paper from this plant by pounding flat the stems.



PHOEBE

(*Phoebe chekiangensis*)

This evergreen tree is a member of the Laurel family and one of the Garden's rarest plants. The "nan" wood that is used to make fine Chinese furniture and musical instruments comes from a closely related species of this plant.



LACEBARK PINE

(*Pinus bungeana*)

Native to China, mature specimens of this species are rarely found in the United States. It often grows as a multi trunk tree with needles in bundles of three. Its most outstanding ornamental quality is its multi-colored bark that naturally flakes off in a lace-like pattern.



JAPANESE WHITE PINE

(*Pinus parviflora*)

The pine has long been revered by the Chinese as a symbol of longevity. This five-needled pine has foliage with a distinctive white stripe and bluish hue. Its graceful branch pattern and evergreen foliage are something to admire in the cold, winter months.



BAMBOO

(multiple species, see master species list)

Bamboo is admired in China for its flexible nature and ability to return to its upright position after challenging circumstances, or bend without breaking. It has many uses, from food to medicine to building material, and more. Bamboo is in the Poaceae, or grass, family. It flowers after 60-130 years depending on species, and then dies.

Do you have a question about a specific plant? Email Lan Su's Horticulture department at horticulture@lansugarden.org for more information.